

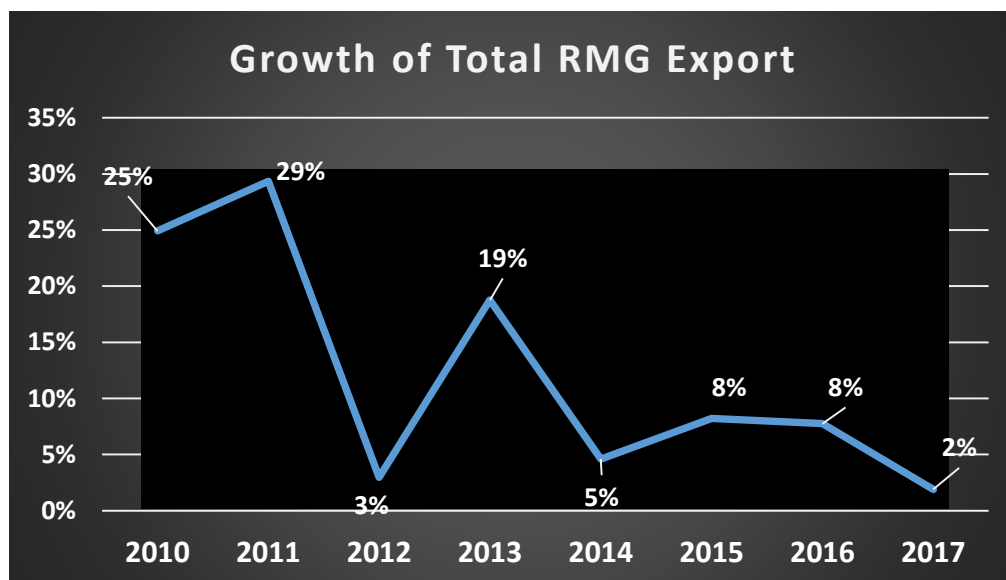
Condition of RMG Export of Bangladesh 2018

Bangladesh is now one of the developing countries in the world. Ready Made Garments (RMG) has a huge contribution for the economic growth of this country. Current condition of RMG Export of Bangladesh seems good because there is a positive growth of export earnings. According to Export Promotion Bureau of Bangladesh (EPB), for the year 2017 to 2018 (July 2017 to April), Bangladesh Apparel Export is growing at the rate of 9% which seems a significant amount.

RMG Export Growth Over the Year 2010 to 2018

Here you can see that the growth rate of RMG export is always fluctuating, the reason behind this is change in market demand, increase in cost of making, political condition, market competitiveness, and exchange rate of USD to BDT.

Year	Total Export Million USD	Growth
2010	14854.6	25%
2011	19214.47	29%
2012	19788.14	3%
2013	23500.98	19%
2014	24583.96	5%
2015	26602.7	8%
2016	28668.29	8%
2017	29212.93	2%



Bangladesh RMG Growth for the Year 2017-2018

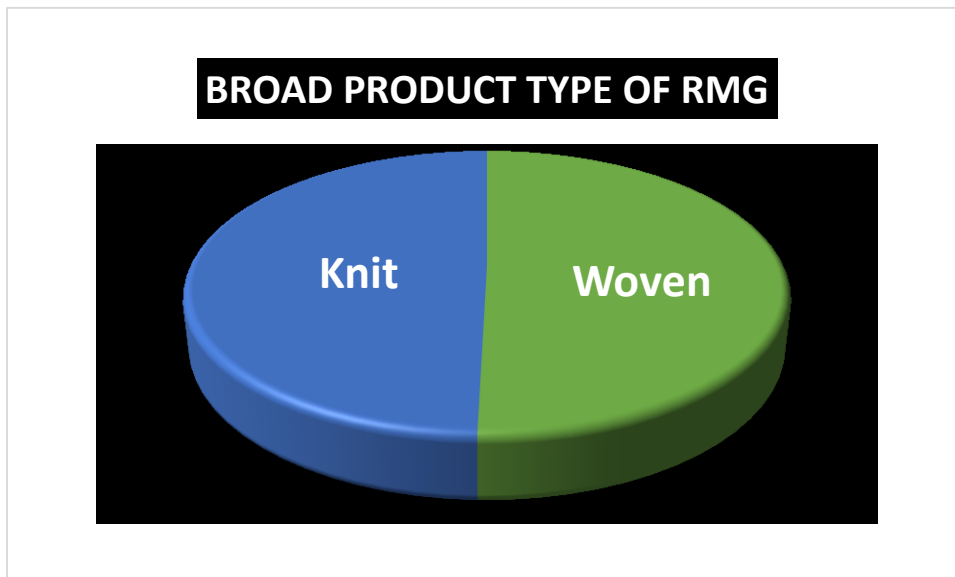
Ready Made Garments industry is growing at the rate of nine percent compared with previous year. But in 2016-17 this growth rate was only 2%. So there is a significant positive change in the export.

Total RMG Export Growth 2017-18				
Year	Woven	Knit	Total	Growth
2016-17	10,785.28	10,143.55	20,928.83	-
2017-18	11,513.30	11,321.14	22,834.44	9%

Broad RMG Export Category of Bangladesh

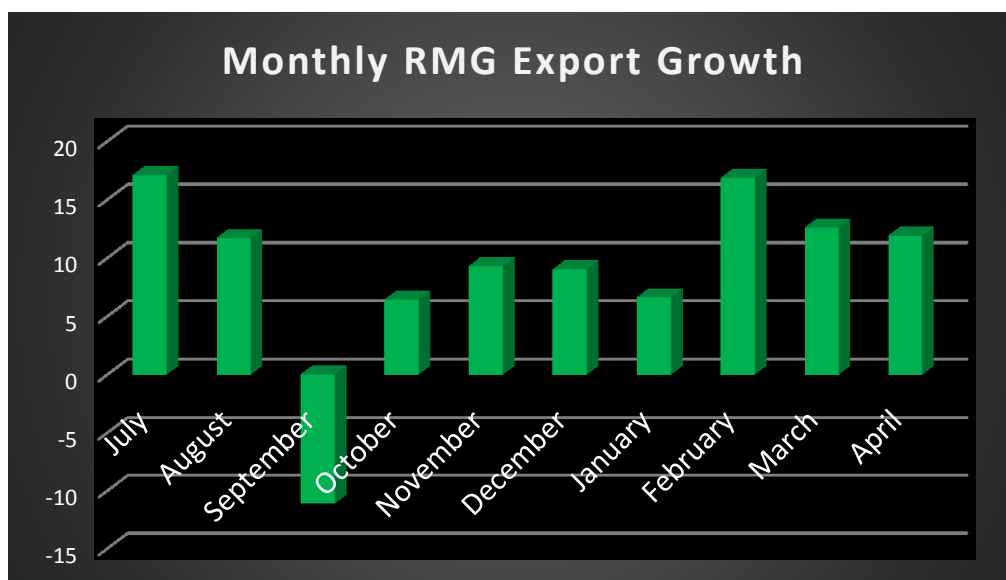
Product Type	Million USD	Percent
Woven	11,513.30	50.42%
Knit	11,321.14	49.58%
Total	22,834.44	100.00%

We mainly divide our apparel product into two broad categories. One is knit and other is woven.



Monthly RMG Export Growth for the year 2017-18

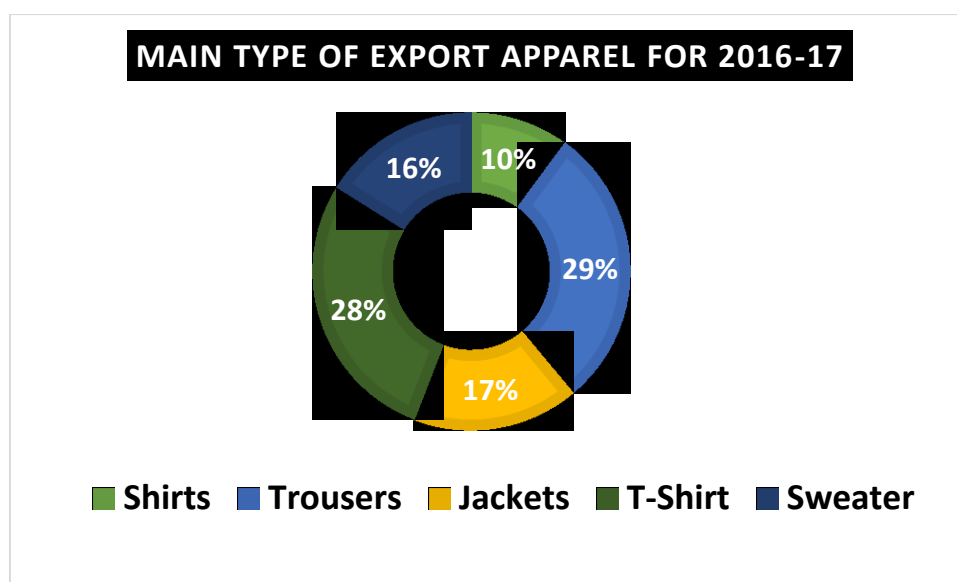
Although the growth of Ready Made Garments increased in every month but there was an exception for the month of September 2017. It is not clear why suddenly growth rate reached to negative figure.



Main Apparel Export Items of Bangladesh for the Year 2016-2017

Bangladesh is mainly exporting Shirts, T-shirt, Trousers, Jackets Sweater among these Trousers and T-Shirt are exporting huge amount, which is contributing at the rate of 29% and 28%. So these two products added significant value to the export earnings of Bangladesh.

Item	Million USD	Percent
Shirts	2108.38	10%
Trousers	6026.69	29%
Jackets	3546.88	17%
T-Shirt	5861.98	28%
Sweater	3361.53	16%
Total	20905.46	100%

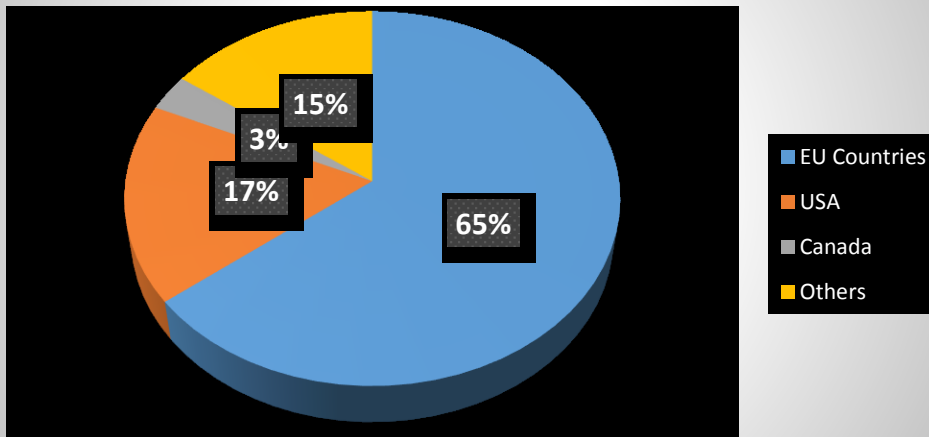


Bangladesh RMG Export to the World 2017-2018

Most of our RMG is Exported to the European Union, where we export about 65% of our total export of apparel. Our second biggest client is USA and third one in Canada.

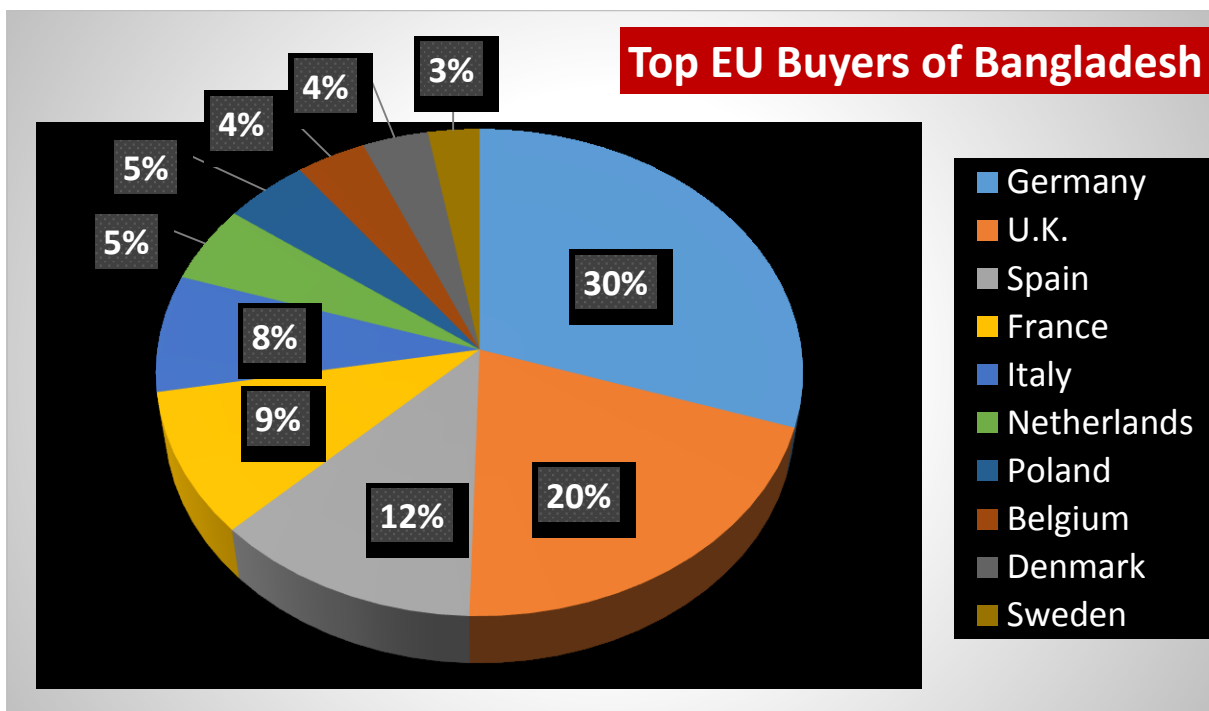
Region	Million USD	Percent
EU Countries	14734.69	65%
USA	3929.4	17%
Canada	713.01	3%
Others	3457.34	15%
Total	22834.44	100%

Bangladesh RMG Export to the World



Top 10 European Union (EU) Countries Bangladesh Export their RMG

1. Germany
2. UK
3. Spain
4. France
5. Italy
6. Netherlands
7. Poland
8. Belgium
9. Denmark
10. Sweden



Export of RMG by Bangladesh in European Union (EU)

Here look into this list that for the last 10 month EU countries is contributing 14734.69 million dollars. So there is no question of EU is the largest buyers of garments in our country.

EU Countries	Million USD	Percent
Germany	4204.89	28.537%
U.K.	2847.07	19.322%
Spain	1714.16	11.633%
France	1327.82	9.012%
Italy	1086.09	7.371%
Netherlands	716.98	4.866%
Poland	645.49	4.381%
Belgium	534.32	3.626%
Denmark	503.91	3.420%
Sweden	394.67	2.679%
Czech Republic	351.57	2.386%
Ireland	131.11	0.890%
Slovakia	63.75	0.433%
Portugal	49.76	0.338%
Slovenia	43.87	0.298%
Greece	39.78	0.270%
Finland	22.44	0.152%
Austria	21.73	0.147%
Romania	12.65	0.086%
Croatia	10.24	0.069%
Malta	4.86	0.033%
Bulgaria	1.9	0.013%
Hungary	1.79	0.012%
Lithuania	1.59	0.011%
Cyprus	0.86	0.006%
Estonia	0.85	0.006%
Latvia	0.54	0.004%
Total	14734.69	100%

ORDNUR TEXTILE AND FINANCE

<http://ordnur.com>

ordnur@gmail.com

Date: 04.07.18